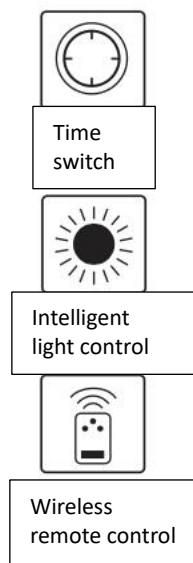


INSTALLATION INSTRUCTION
LED SOLAR STREETLIGHT



2 YEARS
WARRANTY*

INTRODUCTION & WARRANTY

Thank you for selecting and buying the V-TAC product. V-TAC will serve you the best. Please read these instructions carefully before starting the installation and keep this manual handy for future reference. If you have any other queries, please contact our dealer or local vendor from whom you have purchased the product. They are trained and ready to serve you at your best. The warranty is valid for 2 years from the date of purchase. The warranty does not apply to damage caused by incorrect installation or abnormal wear and tear. The company gives no warranty against damage to any surface due to incorrect removal and installation of the product. This product is warranted for manufacturing defects only.

WARNING!

1. Please make sure to turn off the power before starting the installation.
2. The light source of this luminaire is not replaceable; when the light source reaches its end of life the whole luminaire shall be replaced.
3. If the external flexible cable or cord of this luminaire is damaged, it shall be exclusively replaced by the manufacturer or his service agent or a similarly qualified person to avoid a hazard.



4. Replace any cracked protective shield.
5. Install only by a certified electrician.









This marking indicates that this product should not be disposed of with other household wastes.

Application: Ideal choice for Gated Communities, Streets, Industrial Facilities, Cross Roads, and many more.

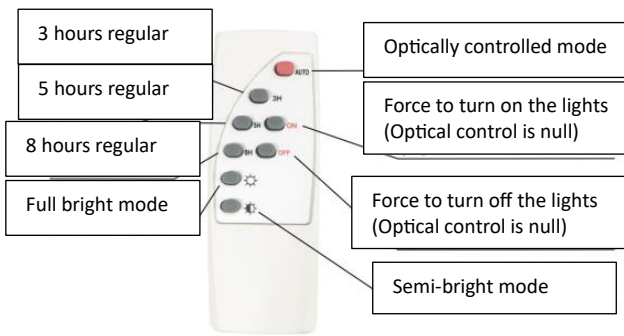
TECHNICAL DATA:

Model	Solar panel watts	Lumens	Beam angle	Long life	IP rating	Maximum mounting height	Operation temperature	Battery type	Charging time	Working time	Maximum installation height	Number of LEDs
VT-ST100	35W	2160LM	120	20 000 hrs	IP65	6-7 m	-20 to +45°C	Li-on 6.4V/11AH battery	4-6 hrs sunlight charging	12-15 hrs	8 meters	160 pcs
VT-ST150	40W	2750LM	120	20 000 hrs	IP65	6-7 m	-20 to +45°C	Li-on 6.4V/22AH battery	4-6 hrs sunlight charging	12-15 hrs	8 meters	300 pcs
VT-ST200	50W	4000LM	120	20 000 hrs	IP65	6-7 m	-20 to +45°C	Li-on 6.4V/27.5AH battery	4-6 hrs sunlight charging	12-15 hrs	8 meters	406 pcs
VT-ST300	80W	6000LM	120	20 000 hrs	IP65	6-7 m	-20 to +45°C	Li-on 6.4V/40AH battery	4-6 hrs sunlight charging	12-15 hrs	8 meters	575 pcs

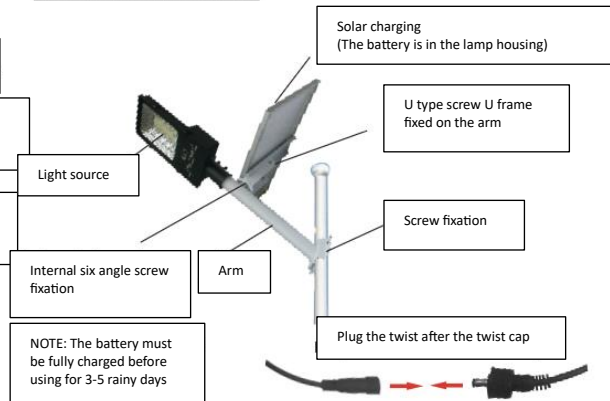
PARTS INCLUDED

<p>1</p>  <p>Solar panel</p>	<p>2</p>  <p>Solar light</p>	<p>3</p>  <p>Remote control</p>
<p>4</p>  <p>Expansion screw</p>	<p>5</p>  <p>U-frame</p>	<p>6</p>  <p>1m wire</p>

REMOTE CONTROL



INSTALLATION



INSTALLATION GUIDE:

1. Before installing, please remove all the parts to check if all are in good condition or not.
2. The luminaire is connected to the solar panel against the sunlight. Please make sure the solar panel is adjusted at the correct angle to receive sunlight.
3. The remote control is designed with an operation distance of 8-15m
4. The lamp comes with two inflated studs as shown in the parts included section.
5. The solar panel angle must be adjusted in the correct direction to receive sunlight.
6. Lamps cannot be installed in low-lying areas, so as not to soak.
7. Plug the male and female plugs tighten the waterproof cap and install it.
8. 6. After installation test the light using the remote control.

MAINTENANCE & WARNING

- Do not use solvents, petrol, etc. Otherwise, the light will be damaged.
- Clean the light with a dry, lint-free cloth.
- Check the solar panel for dirt regularly. If dirt is present remove it to guarantee flawless function of the product.
- Especially during the winter, keep the product free from snow and ice.
- Confirm installation direction is correct (solar panel should be at the top)
- Confirm no objects are blocking the solar panel from receiving sunlight
- Keep away from the fire.
- Don't immerse in the water

IN CASE OF ANY QUERY/ISSUE WITH THE PRODUCT, PLEASE REACH OUT TO US AT: SUPPORT@V-TAC.EU

FOR MORE PRODUCT RANGE, INQUIRY PLEASE CONTACT OUR DISTRIBUTOR OR NEAREST DEALERS. V-TAC EUROPE LTD. BULGARIA, PLOVDIV 4000, BUL.L.KARAVELOW 9B